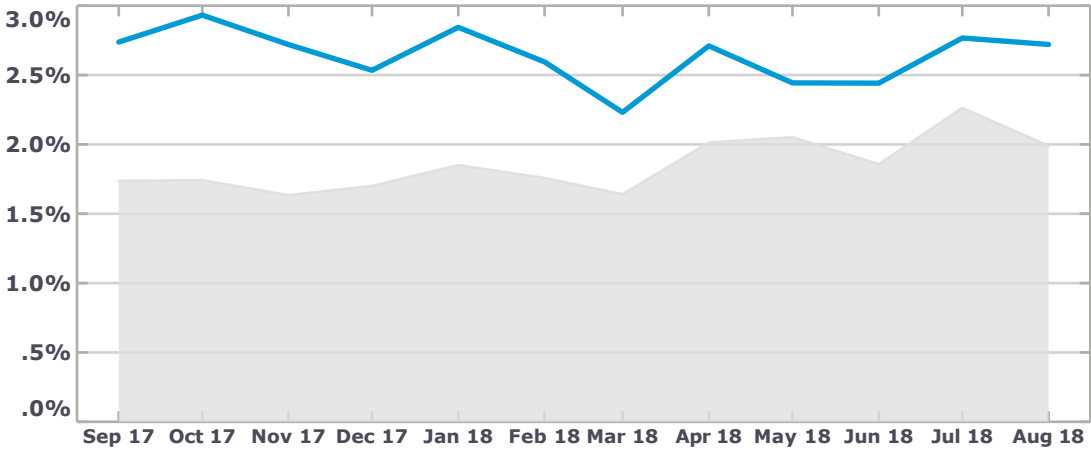




**Investment Summary Report
August 2018**

Investment HoldingsInvestment Performance

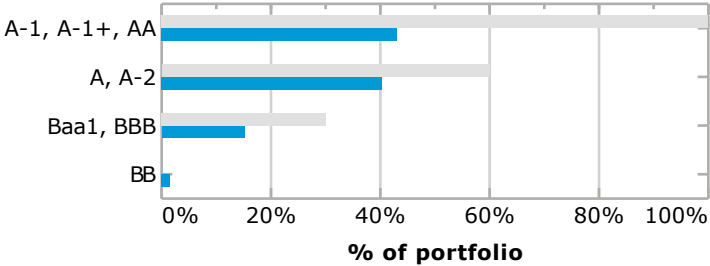
By Product	Face Value (\$)	Current Value (\$)	Current Yield (%)
Cash	7,426,000.00	7,426,000.00	1.5500
Floating Rate Note	17,700,000.00	17,863,316.38	3.1248
Mortgage Backed Security	1,592,763.49	1,071,491.32	2.4875
Term Deposit	39,000,000.00	39,392,455.96	2.7662
	65,718,763.49	65,753,263.66	2.7240



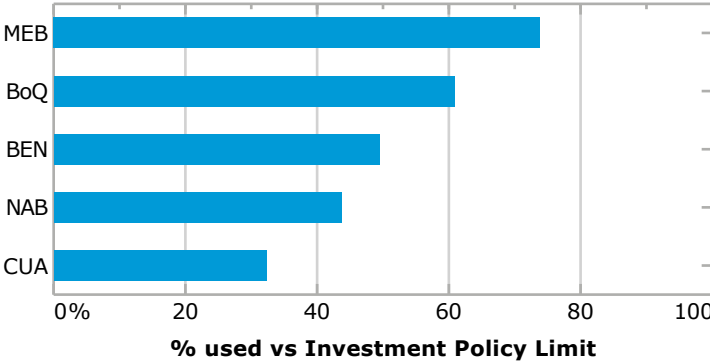
Portfolio Annualised ReturnBloomberg BB Index Annualised Return

Investment Policy Compliance

Total Credit ExposureHighest Individual ExposuresTerm to Maturities



Portfolio ExposureInvestment Policy Limit



Maturity Profile	Face Value (\$)	Policy Max	
Less than 1yr	46,176,000	70%	100% ✓
Greater than 1yr	19,542,763	30%	60% ✓
a. Between 3 and 5yrs	3,092,763	5%	30% ✓
b. Greater than 5yrs	1,000,000	2%	0% ✗
	65,718,763		

Cash Accounts										
	Face Value (\$)	Current Yield	Institution	Credit Rating			Current Value (\$)	Deal No.		Reference
	7,426,000.00	1.5500%	National Australia Bank	A-1+			7,426,000.00	211819		
	7,426,000.00	1.5500%					7,426,000.00			

Term Deposits										
Maturity Date	Face Value (\$)	Rate	Institution	Credit Rating	Purchase Price (\$)	Purchase Date	Current Value (\$)	Deal No.	Accrued Interest (\$)	Coupon Frequency Reference
5-Sep-18	1,000,000.00	2.6000%	National Australia Bank	A-1+	1,000,000.00	1-Sep-17	1,006,553.41	535680	6,553.41	Quarterly
5-Sep-18	1,000,000.00	2.6200%	ME Bank	A-2	1,000,000.00	4-Dec-17	1,019,452.60	536022	19,452.60	At Maturity
12-Sep-18	1,000,000.00	3.1000%	Westpac Group	A-1+	1,000,000.00	1-Sep-16	1,030,831.06	534201	30,831.06	Annually
26-Sep-18	1,000,000.00	2.6200%	ME Bank	A-2	1,000,000.00	2-Jan-18	1,017,370.96	536111	17,370.96	At Maturity
10-Oct-18	1,000,000.00	2.6000%	Bank of Queensland	A-2	1,000,000.00	13-Dec-17	1,018,663.01	536082	18,663.01	At Maturity
10-Oct-18	1,000,000.00	2.7200%	National Australia Bank	A-1+	1,000,000.00	6-Jun-18	1,006,483.29	536714	6,483.29	At Maturity
31-Oct-18	1,000,000.00	2.6300%	Rural Bank	A-2	1,000,000.00	1-Nov-17	1,021,904.66	535908	21,904.66	At Maturity
7-Nov-18	1,000,000.00	2.7700%	ME Bank	A-2	1,000,000.00	16-May-18	1,008,196.16	536640	8,196.16	At Maturity
14-Nov-18	1,000,000.00	2.6000%	Bank of Queensland	A-2	1,000,000.00	15-Nov-17	1,020,657.53	535959	20,657.53	At Maturity
5-Dec-18	2,000,000.00	2.6500%	Credit Union Australia	A-2	2,000,000.00	6-Dec-17	2,039,060.27	536065	39,060.27	At Maturity
12-Dec-18	1,000,000.00	2.6000%	ME Bank	A-2	1,000,000.00	13-Dec-17	1,018,663.01	536081	18,663.01	At Maturity
8-Jan-19	1,000,000.00	2.6000%	Commonwealth Bank of Australia	A-1+	1,000,000.00	6-Mar-18	1,012,750.68	536351	12,750.68	At Maturity
8-Jan-19	1,000,000.00	2.6000%	Commonwealth Bank of Australia	A-1+	1,000,000.00	7-Mar-18	1,012,679.45	536364	12,679.45	At Maturity
23-Jan-19	1,000,000.00	2.8000%	Credit Union Australia	A-2	1,000,000.00	23-May-18	1,007,747.95	536657	7,747.95	At Maturity
13-Feb-19	1,000,000.00	2.6000%	Bank of Queensland	A-2	1,000,000.00	14-Feb-18	1,014,175.34	536236	14,175.34	At Maturity
27-Feb-19	1,000,000.00	2.6300%	Commonwealth Bank of Australia	A-1+	1,000,000.00	28-Feb-18	1,013,330.14	536318	13,330.14	At Maturity
5-Mar-19	1,000,000.00	2.6100%	Westpac Group	A-1+	1,000,000.00	5-Mar-18	1,006,292.60	536347	6,292.60	Quarterly
13-Mar-19	1,000,000.00	2.6800%	Westpac Group	A-1+	1,000,000.00	14-Mar-18	1,005,800.55	536429	5,800.55	Quarterly
19-Mar-19	1,000,000.00	2.6400%	Westpac Group	A-1+	1,000,000.00	7-Mar-18	1,006,220.27	536365	6,220.27	Quarterly
10-Apr-19	1,000,000.00	2.8500%	ME Bank	A-2	1,000,000.00	10-Jul-18	1,004,138.36	536836	4,138.36	At Maturity

Term Deposits											
Maturity Date	Face Value (\$)	Rate	Institution	Credit Rating	Purchase Price (\$)	Purchase Date	Current Value (\$)	Deal No.	Accrued Interest (\$)	Coupon Frequency	Reference
24-Apr-19	1,500,000.00	2.8000%	National Australia Bank	A-1+	1,500,000.00	27-Jun-18	1,507,594.52	536799	7,594.52	At Maturity	
15-May-19	2,000,000.00	2.9000%	Bendigo and Adelaide Bank	A-2	2,000,000.00	17-May-17	2,017,002.74	535244	17,002.74	Annually	
29-May-19	1,000,000.00	2.8200%	Bendigo and Adelaide Bank	A-2	1,000,000.00	30-May-18	1,007,262.47	536673	7,262.47	At Maturity	
5-Jun-19	1,000,000.00	2.8300%	Rural Bank	A-2	1,000,000.00	6-Jun-18	1,006,745.48	536713	6,745.48	At Maturity	
26-Jun-19	1,000,000.00	2.9300%	Rural Bank	A-2	1,000,000.00	27-Jun-18	1,005,298.08	536800	5,298.08	At Maturity	
3-Jul-19	2,000,000.00	2.8500%	ME Bank	A-2	2,000,000.00	4-Jul-18	2,009,213.70	536821	9,213.70	At Maturity	
10-Jul-19	1,000,000.00	2.8000%	National Australia Bank	A-1+	1,000,000.00	10-Jul-18	1,004,065.75	536835	4,065.75	At Maturity	
10-Jul-19	1,000,000.00	2.8000%	National Australia Bank	A-1+	1,000,000.00	11-Jul-18	1,003,989.04	536840	3,989.04	At Maturity	
31-Jul-19	1,000,000.00	2.8500%	ME Bank	A-2	1,000,000.00	1-Aug-18	1,002,420.55	536909	2,420.55	At Maturity	
9-Aug-19	1,000,000.00	3.2000%	Westpac Group	A-1+	1,000,000.00	9-Aug-16	1,002,016.44	534113	2,016.44	Annually	
27-Aug-19	1,000,000.00	2.7500%	Bank of Queensland	A-2	1,000,000.00	27-Aug-18	1,000,376.71	537012	376.71	At Maturity	
27-Aug-19	1,000,000.00	2.7500%	Bank of Queensland	A-2	1,000,000.00	28-Aug-18	1,000,301.37	537015	301.37	At Maturity	
11-Nov-19	500,000.00	2.8000%	Bendigo and Adelaide Bank	BBB+	500,000.00	8-Nov-17	511,391.78	535949	11,391.78	Annually	
20-Nov-19	1,000,000.00	2.8800%	Rural Bank	BBB+	1,000,000.00	21-Nov-17	1,022,408.77	535974	22,408.77	Annually	
19-Aug-20	1,000,000.00	3.0000%	Bank of Queensland	BBB+	1,000,000.00	23-Aug-18	1,000,739.73	537004	739.73	Annually	
9-Sep-20	1,000,000.00	3.0000%	Bank of Queensland	BBB+	1,000,000.00	24-Aug-18	1,000,657.53	537007	657.53	Annually	
39,000,000.00		2.7662%			39,000,000.00		39,392,455.96		392,455.96		

Floating Rate Notes											
Maturity Date	Face Value (\$)	Current Coupon	Security Name	Credit Rating	Purchase Price (\$)	Purchase Date	Current Value (\$)	Deal No.	Accrued Interest (\$)	Next Coupon Date	Reference
1-Apr-19	500,000.00	3.7000%	CUA Snr FRN (Apr19) BBSW+1.60%	A-2	500,000.00	1-Apr-16	505,331.78	533363	3,091.78	2-Oct-18	
10-May-19	1,000,000.00	2.9600%	WBC Snr FRN (May19) BBSW+1.00%	A-1+	1,000,000.00	11-Mar-16	1,006,044.11	533330	1,784.11	12-Nov-18	
11-Jun-19	750,000.00	3.1561%	AMP Snr FRN (Jun19) BBSW+1.10%	A-1	750,000.00	11-Dec-15	757,977.46	512050	5,252.96	11-Sep-18	
18-Jul-19	1,000,000.00	3.4500%	ME Bank Snr FRN (Jul19) BBSW+1.45%	A-2	1,000,000.00	18-Jul-16	1,009,013.42	534040	4,253.42	18-Oct-18	
17-Sep-19	1,000,000.00	2.9905%	BEN Snr FRN (Sep19) BBSW+0.93%	BBB+	1,000,000.00	17-Sep-14	1,008,624.86	491128	6,144.86	17-Sep-18	

Floating Rate Notes											
Maturity Date	Face Value (\$)	Current Coupon	Security Name	Credit Rating	Purchase Price (\$)	Purchase Date	Current Value (\$)	Deal No.	Accrued Interest (\$)	Next Coupon Date	Reference
11-Nov-19	1,000,000.00	2.8100%	ANZ Snr FRN (Nov19) BBSW+0.85%	AA-	1,000,000.00	11-Nov-14	1,006,042.74	497055	1,462.74	12-Nov-18	
29-Nov-19	500,000.00	3.4600%	GBS Snr FRN (Nov19) BBSW+1.50%	BBB	500,000.00	29-Nov-16	500,175.93	534565	142.19	29-Nov-18	
22-Jan-20	1,000,000.00	2.8850%	WBC Snr FRN (Jan20) BBSW+0.90%	AA-	1,000,000.00	22-Jan-15	1,007,811.64	501146	3,161.64	22-Oct-18	
21-Feb-20	500,000.00	3.0575%	BEN Snr FRN (Feb20) BBSW+1.10%	BBB+	500,000.00	21-Nov-16	502,765.72	534537	460.72	21-Nov-18	
3-Mar-20	1,000,000.00	3.0950%	MAC Snr FRN (Feb20) BBSW+1.10%	A	1,000,000.00	3-Mar-15	1,014,846.71	502273	7,546.71	3-Sep-18	
20-Mar-20	750,000.00	3.3927%	CUA Snr FRN (Mar20) BBSW+1.30%	BBB	750,000.00	20-Mar-17	758,486.55	534994	5,089.05	20-Sep-18	
17-Jul-20	1,000,000.00	2.9101%	CBA Snr FRN (Jul20) BBSW+0.90%	AA-	1,000,000.00	17-Jul-15	1,010,107.50	507122	3,667.50	17-Oct-18	
18-Aug-20	1,000,000.00	3.0550%	BEN Snr FRN (Aug20) BBSW+1.10%	BBB+	1,000,000.00	18-Aug-15	1,006,334.38	505173	1,004.38	19-Nov-18	
20-Oct-20	1,000,000.00	3.2410%	SUN Snr FRN (Oct20) BBSW+1.25%	A+	1,000,000.00	20-Oct-15	1,015,918.16	510106	3,818.16	22-Oct-18	
9-Nov-20	700,000.00	3.2172%	ME Bank Snr FRN (Nov20) BBSW+1.25%	BBB	700,000.00	9-Nov-17	702,182.09	535915	1,419.09	9-Nov-18	
18-Jan-21	500,000.00	3.1501%	CBA Snr FRN (Jan21) BBSW+1.15%	AA-	500,350.00	25-Jan-16	508,061.85	533092	1,941.85	18-Oct-18	
29-Mar-21	500,000.00	3.3405%	HBS Snr FRN (Mar21) BBSW+1.23%	Baa1	500,000.00	29-Mar-18	503,103.66	536455	2,928.66	27-Sep-18	
20-Apr-21	500,000.00	3.4510%	BEN Snr FRN (Apr21) BBSW+1.46%	BBB+	500,000.00	20-Apr-16	508,742.78	533420	2,032.78	22-Oct-18	
3-Jun-21	1,000,000.00	3.1650%	WBC Snr FRN (Jun21) BBSW+1.17%	AA-	1,000,000.00	3-Jun-16	1,020,517.40	533707	7,717.40	3-Sep-18	
30-Mar-22	500,000.00	3.1605%	AMP Snr FRN (Mar22) BBSW+1.05%	A	500,000.00	30-Mar-17	502,315.85	535097	2,770.85	28-Sep-18	
16-Aug-22	500,000.00	2.9250%	SUN Snr FRN (Aug22) BBSW+0.97%	A+	500,000.00	16-Aug-17	508,721.10	535608	641.10	16-Nov-18	
3-Feb-23	1,000,000.00	3.0186%	BoQ Snr FRN (Feb23) BBSW+1.05%	BBB+	1,000,440.00	30-Aug-18	999,548.34	537019	2,398.34	5-Nov-18	
16-Aug-23	500,000.00	2.8851%	CBA Snr FRN (Aug23) BBSW+0.93%	AA-	500,000.00	16-Aug-18	500,642.35	536945	632.35	16-Nov-18	
17,700,000.00		3.1248%			17,700,790.00		17,863,316.38		69,362.64		

Mortgage Backed Securities											
Weighted Avg Life	Face Value (\$)	Current Coupon	Security Name	Rating	Purchase Price (\$)	Purchase Date	Current Value (\$)	Deal No.	Accrued Interest (\$)	Reference	
22-Aug-22	592,763.49	2.4075%	Emerald Reverse Mortgage (2006A)	AA	1,000,000.00	17-Jul-06	468,713.24	310323	430.08		
21-Jul-27	1,000,000.00	2.5350%	Emerald Reverse Mortgage (2007B)	BB	1,000,000.00	6-Jul-07	602,778.08	310288	2,778.08		

Mortgage Backed Securities										
Weighted Avg Life	Face Value (\$)	Current Coupon	Security Name	Rating	Purchase Price (\$)	Purchase Date	Current Value (\$)	Deal No.	Accrued Interest (\$)	Reference
	1,592,763.49	2.4875%			2,000,000.00		1,071,491.32		3,208.16	

Wollondilly Shire Council

Accrued Interest Report - August 2018



Accrued Interest Report

Investment	Deal No.	Ref	Face Value (\$)	Settlement Date	Maturity Date	Interest Received (\$)	Days	Interest Accrued (\$)	Percentage Return
Cash									
National Australia Bank	211819		7,426,000.00			8,197.58	31	8,197.58	1.55%
Cash Total						8,197.58		8,197.58	1.55%
Floating Rate Note									
CUA Snr FRN (Apr19) BBSW+1.60%	533363		500,000.00	01-Apr-16	01-Apr-19		31	1,571.23	3.70%
WBC Snr FRN (May19) BBSW+1.00%	533330		1,000,000.00	11-Mar-16	10-May-19	7,410.41	31	2,509.04	2.95%
AMP Snr FRN (Jun19) BBSW+1.10%	512050		750,000.00	11-Dec-15	11-Jun-19		31	2,010.39	3.16%
ME Bank Snr FRN (Jul19) BBSW+1.45%	534040		1,000,000.00	18-Jul-16	18-Jul-19		31	2,930.13	3.45%
BEN Snr FRN (Sep19) BBSW+0.93%	491128		1,000,000.00	17-Sep-14	17-Sep-19		31	2,539.87	2.99%
ANZ Snr FRN (Nov19) BBSW+0.85%	497055		1,000,000.00	11-Nov-14	11-Nov-19	7,159.45	31	2,376.71	2.80%
GBS Snr FRN (Nov19) BBSW+1.50%	534565		500,000.00	29-Nov-16	29-Nov-19	4,335.34	31	1,461.64	3.44%
WBC Snr FRN (Jan20) BBSW+0.90%	501146		1,000,000.00	22-Jan-15	22-Jan-20		31	2,450.27	2.88%
BEN Snr FRN (Feb20) BBSW+1.10%	534537		500,000.00	21-Nov-16	21-Feb-20	3,823.92	31	1,292.00	3.04%
MAC Snr FRN (Feb20) BBSW+1.10%	502273		1,000,000.00	03-Mar-15	03-Mar-20		31	2,628.63	3.09%
CUA Snr FRN (Mar20) BBSW+1.30%	534994		750,000.00	20-Mar-17	20-Mar-20		31	2,161.10	3.39%
CBA Snr FRN (Jul20) BBSW+0.90%	507122		1,000,000.00	17-Jul-15	17-Jul-20		31	2,471.58	2.91%
BEN Snr FRN (Aug20) BBSW+1.10%	505173		1,000,000.00	18-Aug-15	18-Aug-20	7,816.16	31	2,584.24	3.04%
SUN Snr FRN (Oct20) BBSW+1.25%	510106		1,000,000.00	20-Oct-15	20-Oct-20		31	2,752.63	3.24%
ME Bank Snr FRN (Nov20) BBSW+1.25%	535915		700,000.00	09-Nov-17	09-Nov-20	5,654.85	31	1,910.82	3.21%
CBA Snr FRN (Jan21) BBSW+1.15%	533092		500,000.00	25-Jan-16	18-Jan-21		31	1,337.72	3.15%
HBS Snr FRN (Mar21) BBSW+1.23%	536455		500,000.00	29-Mar-18	29-Mar-21		31	1,418.57	3.34%
BEN Snr FRN (Apr21) BBSW+1.46%	533420		500,000.00	20-Apr-16	20-Apr-21		31	1,465.49	3.45%
WBC Snr FRN (Jun21) BBSW+1.17%	533707		1,000,000.00	03-Jun-16	03-Jun-21		31	2,688.08	3.16%

Wollondilly Shire Council

Accrued Interest Report - August 2018

Accrued Interest Report

Investment	Deal No.	Ref	Face Value (\$)	Settlement Date	Maturity Date	Interest Received (\$)	Days	Interest Accrued (\$)	Percentage Return
AMP Snr FRN (Mar22) BBSW+1.05%	535097		500,000.00	30-Mar-17	30-Mar-22		31	1,342.13	3.16%
SUN Snr FRN (Aug22) BBSW+0.97%	535608		500,000.00	16-Aug-17	16-Aug-22	3,616.99	31	1,230.83	2.90%
BoQ Snr FRN (Feb23) BBSW+1.05%	537019		1,000,000.00	30-Aug-18	03-Feb-23	-2,232.94	2	165.40	3.02%
CBA Snr FRN (Aug23) BBSW+0.93%	536945		500,000.00	16-Aug-18	16-Aug-23		16	632.35	2.89%
Floating Rate Note Total						37,584.18		43,930.85	3.13%

Mortgage Backed Securities

Emerald Reverse Mortgage Series 2006-1 Class A	310323		592,763.49	17-Jul-06	22-Aug-22	3,586.56	31	1,209.77	2.40%
Emerald Reverse Mortgage Series 2007-1 Class B	310288		1,000,000.00	06-Jul-07	21-Jul-27		31	2,153.01	2.53%

Mortgage Backed Securities Total

3,586.56 3,362.78 2.49%

Term Deposits

Bank of Queensland	535907		1,000,000.00	01-Nov-17	01-Aug-18	19,446.58	0	0.00	
Westpac Group	534157		1,000,000.00	23-Aug-16	23-Aug-18	31,000.00	22	1,868.49	3.10%
Bendigo and Adelaide Bank	508262		1,000,000.00	26-Aug-15	27-Aug-18	30,416.44	26	2,172.60	3.05%
ME Bank	535656		1,000,000.00	29-Aug-17	28-Aug-18	26,427.40	27	1,960.28	2.65%
National Australia Bank	535680		1,000,000.00	01-Sep-17	05-Sep-18		31	2,208.21	2.60%
ME Bank	536022		1,000,000.00	04-Dec-17	05-Sep-18		31	2,225.20	2.62%
Westpac Group	534201		1,000,000.00	01-Sep-16	12-Sep-18		31	2,618.53	3.08%
ME Bank	536111		1,000,000.00	02-Jan-18	26-Sep-18		31	2,225.21	2.62%
Bank of Queensland	536082		1,000,000.00	13-Dec-17	10-Oct-18		31	2,208.22	2.60%
National Australia Bank	536714		1,000,000.00	06-Jun-18	10-Oct-18		31	2,310.14	2.72%
Rural Bank	535908		1,000,000.00	01-Nov-17	31-Oct-18		31	2,233.70	2.63%
ME Bank	536640		1,000,000.00	16-May-18	07-Nov-18		31	2,352.60	2.77%
Bank of Queensland	535959		1,000,000.00	15-Nov-17	14-Nov-18		31	2,208.21	2.60%

Wollondilly Shire Council

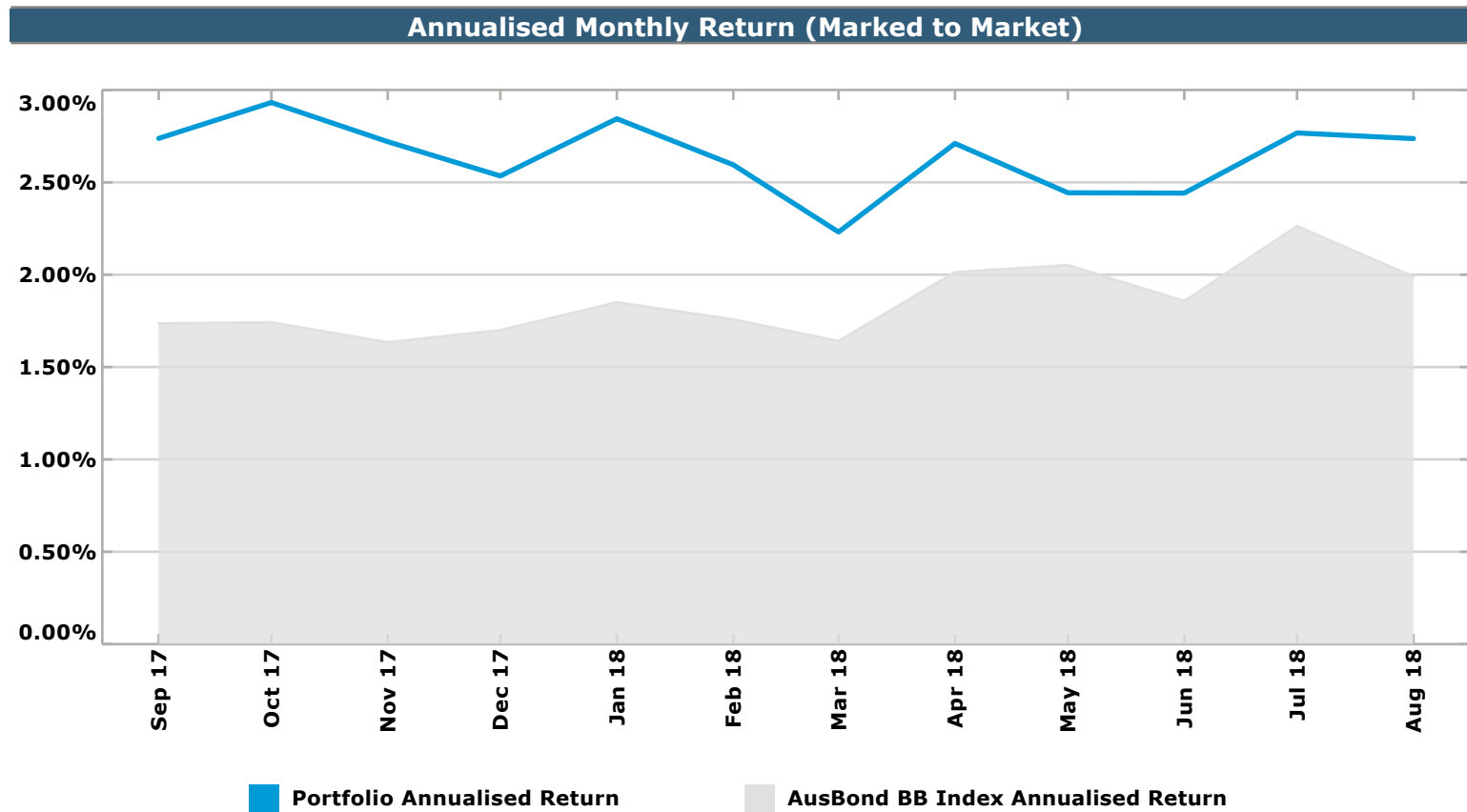
Accrued Interest Report - August 2018

Accrued Interest Report

Investment	Deal No.	Ref	Face Value (\$)	Settlement Date	Maturity Date	Interest Received (\$)	Days	Interest Accrued (\$)	Percentage Return
Credit Union Australia	536065		2,000,000.00	06-Dec-17	05-Dec-18		31	4,501.37	2.65%
ME Bank	536081		1,000,000.00	13-Dec-17	12-Dec-18		31	2,208.22	2.60%
Commonwealth Bank of Australia	536351		1,000,000.00	06-Mar-18	08-Jan-19		31	2,208.21	2.60%
Commonwealth Bank of Australia	536364		1,000,000.00	07-Mar-18	08-Jan-19		31	2,208.22	2.60%
Credit Union Australia	536657		1,000,000.00	23-May-18	23-Jan-19		31	2,378.09	2.80%
Bank of Queensland	536236		1,000,000.00	14-Feb-18	13-Feb-19		31	2,208.22	2.60%
Commonwealth Bank of Australia	536318		1,000,000.00	28-Feb-18	27-Feb-19		31	2,233.70	2.63%
Westpac Group	536347		1,000,000.00	05-Mar-18	05-Mar-19		31	2,216.71	2.61%
Westpac Group	536429		1,000,000.00	14-Mar-18	13-Mar-19		31	2,276.17	2.68%
Westpac Group	536365		1,000,000.00	07-Mar-18	19-Mar-19		31	2,242.19	2.64%
ME Bank	536836		1,000,000.00	10-Jul-18	10-Apr-19		31	2,420.55	2.85%
National Australia Bank	536799		1,500,000.00	27-Jun-18	24-Apr-19		31	3,567.12	2.80%
Bendigo and Adelaide Bank	535244		2,000,000.00	17-May-17	15-May-19		31	4,926.03	2.90%
Bendigo and Adelaide Bank	536673		1,000,000.00	30-May-18	29-May-19		31	2,395.07	2.82%
Rural Bank	536713		1,000,000.00	06-Jun-18	05-Jun-19		31	2,403.56	2.83%
Rural Bank	536800		1,000,000.00	27-Jun-18	26-Jun-19		31	2,488.49	2.93%
ME Bank	536821		2,000,000.00	04-Jul-18	03-Jul-19		31	4,841.10	2.85%
National Australia Bank	536835		1,000,000.00	10-Jul-18	10-Jul-19		31	2,378.08	2.80%
National Australia Bank	536840		1,000,000.00	11-Jul-18	10-Jul-19		31	2,378.08	2.80%
ME Bank	536909		1,000,000.00	01-Aug-18	31-Jul-19		31	2,420.55	2.85%
Westpac Group	534113		1,000,000.00	09-Aug-16	09-Aug-19	32,000.00	31	2,717.81	3.20%
Bank of Queensland	537012		1,000,000.00	27-Aug-18	27-Aug-19		5	376.71	2.75%
Bank of Queensland	537015		1,000,000.00	28-Aug-18	27-Aug-19		4	301.37	2.75%

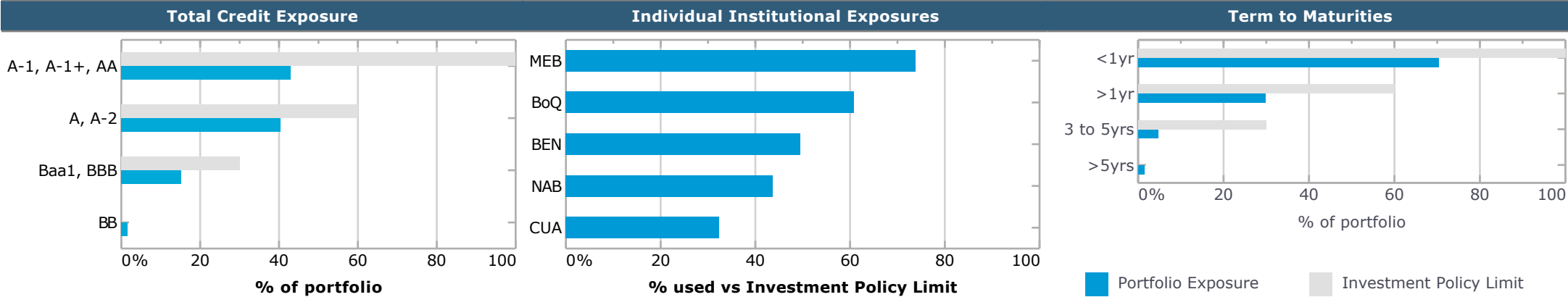
Accrued Interest Report

Investment	Deal No.	Ref	Face Value (\$)	Settlement Date	Maturity Date	Interest Received (\$)	Days	Interest Accrued (\$)	Percentage Return
Bendigo and Adelaide Bank	535949		500,000.00	08-Nov-17	11-Nov-19		31	1,189.04	2.80%
Rural Bank	535974		1,000,000.00	21-Nov-17	20-Nov-19		31	2,446.03	2.88%
Bank of Queensland	537004		1,000,000.00	23-Aug-18	19-Aug-20		9	739.73	3.00%
Bank of Queensland	537007		1,000,000.00	24-Aug-18	09-Sep-20		8	657.53	3.00%
Term Deposits Total						139,290.42		89,919.34	2.77%
						188,658.74		145,410.55	<u>2.73%</u>



Historical Performance Summary

	Portfolio	AusBond BB Index	Outperformance
Aug 2018	2.74%	1.99%	0.75%
Last 3 Months	2.65%	2.04%	0.61%
Last 6 Months	2.55%	1.97%	0.58%
Financial Year to Date	2.75%	2.13%	0.63%
Last 12 months	2.64%	1.85%	0.79%



	Credit Rating	Face Value (\$)	Policy Max
Short Term	A-1	750,000	
Short Term	A-1+	21,926,000	
Long Term	AA	5,592,763	
		28,268,763	43% 100% ✓
Short Term	A-2	23,500,000	
Long Term	A	3,000,000	
		26,500,000	40% 60% ✓
Long Term	Baa1	500,000	
Long Term	BBB	9,450,000	
		9,950,000	15% 30% ✓
Long Term	BB	1,000,000	
		1,000,000	2% 0% ✗
		65,718,763	100%

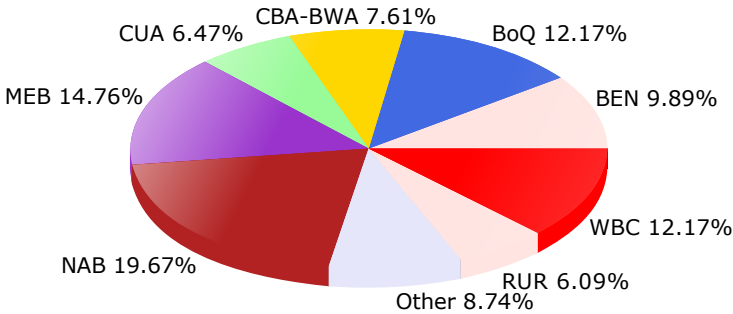
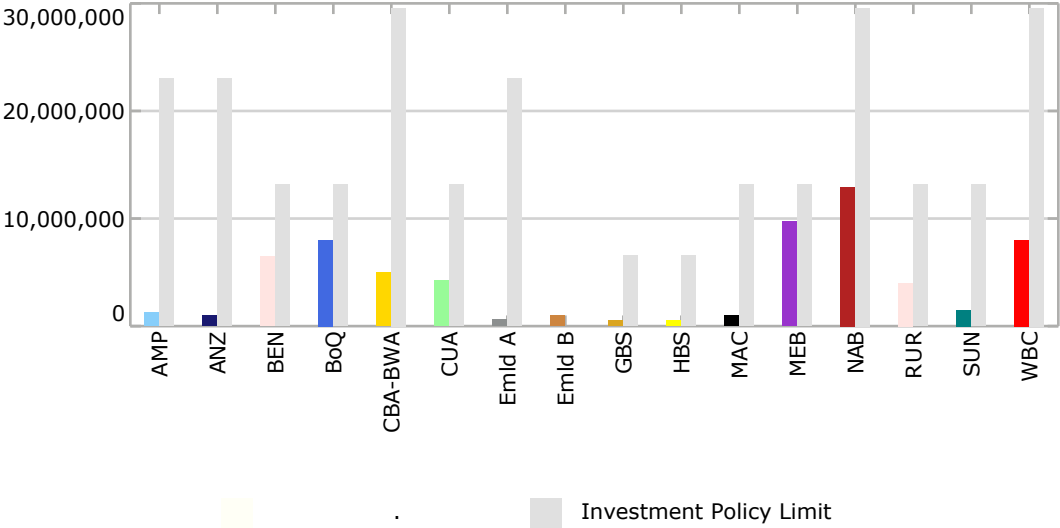
✓ = compliant
✗ = non-compliant

	% used vs Investment Policy Limit
Members Equity Bank (A-2, BBB)	74% ✓
Bank of Queensland (A-2, BBB+)	61% ✓
Bendigo and Adelaide Bank (A-2, BBB+)	49% ✓
National Australia Bank (A-1+, AA-)	44% ✓
Credit Union Australia (A-2, BBB)	32% ✓
Rural Bank (A-2, BBB+)	30% ✓
Westpac Group (A-1+, AA-)	27% ✓
Commonwealth Bank of Australia (A-1+, AA-)	17% ✓
Suncorp Bank (A-1, A+)	11% ✓
Macquarie Group (A-1, A)	8% ✓
Heritage Bank (P-2, Baa1)	8% ✓
Greater Building Society (A-2, BBB)	8% ✓
AMP Bank (A-1, A)	5% ✓
ANZ Group (A-1+, AA-)	4% ✓

Maturity Profile	Face Value (\$)	Policy Max
Less than 1yr	46,176,000	70% 100% ✓
Greater than 1yr	19,542,763	30% 60% ✓
a. Between 3 and 5yrs	3,092,763	5% 30% ✓
b. Greater than 5yrs	1,000,000	2% 0% ✗
	65,718,763	
Detailed Maturity Profile	Face Value (\$)	
00. Cash + Managed Funds	7,426,000	11%
01. Less Than 30 Days	4,000,000	6%
02. Between 30 Days and 60 Days	2,000,000	3%
03. Between 60 Days and 90 Days	3,000,000	5%
04. Between 90 Days and 180 Days	8,000,000	12%
05. Between 180 Days and 365 Days	21,750,000	33%
06. Between 365 Days and 3 Years	15,450,000	24%
07. Between 3 Years and 5 Years	3,092,763	5%
08. Between 5 Years and 10 Years	1,000,000	2%
	65,718,763	

Individual Institutional ExposuresIndividual Institutional Exposure Charts

Parent Group	Credit Rating	Portfolio Exposure (\$)	Investment Policy Limit (\$)
AMP Bank	A, A-1	1,250,000	23,001,567
ANZ Group	A-1+, AA-	1,000,000	23,001,567
Bank of Queensland	A-2, BBB+	8,000,000	13,143,753
Bendigo and Adelaide Bank	A-2, BBB+	6,500,000	13,143,753
Commonwealth Bank of Australia	A-1+, AA-	5,000,000	29,573,444
Credit Union Australia	A-2, BBB	4,250,000	13,143,753
Emerald Reverse Mortgage (2006A)	AA	592,763	23,001,567
Emerald Reverse Mortgage (2007B)	BB	1,000,000	0
Greater Building Society	A-2, BBB	500,000	6,571,876
Heritage Bank	P-2, Baa1	500,000	6,571,876
Macquarie Group	A-1, A	1,000,000	13,143,753
Members Equity Bank	A-2, BBB	9,700,000	13,143,753
National Australia Bank	A-1+, AA-	12,926,000	29,573,444
Rural Bank	A-2, BBB+	4,000,000	13,143,753
Suncorp Bank	A-1, A+	1,500,000	13,143,753
Westpac Group	A-1+, AA-	8,000,000	29,573,444
		65,718,763	



Current Month Cashflows

<u>Transaction Date</u>	<u>Deal No.</u>	<u>Cashflow Counterparty</u>	<u>Asset Type</u>	<u>Cashflow Description</u>	<u>Cashflow Received</u>
1-Aug-18	535907	Bank of Queensland	Term Deposits	Maturity Face Value - Received	1,000,000.00
		Bank of Queensland	Term Deposits	Interest - Received	19,446.58
				<u>Deal Total</u>	<u>1,019,446.58</u>
	536909	ME Bank	Term Deposits	Settlement Face Value - Paid	-1,000,000.00
				<u>Deal Total</u>	<u>-1,000,000.00</u>
				Day Total	19,446.58
9-Aug-18	534113	Westpac Group	Term Deposits	Interest - Received	32,000.00
				<u>Deal Total</u>	<u>32,000.00</u>
	535915	ME Bank	Floating Rate Note	Coupon - Received	5,654.85
				<u>Deal Total</u>	<u>5,654.85</u>
				Day Total	37,654.85
10-Aug-18	533330	Westpac Group	Floating Rate Note	Coupon - Received	7,410.41
				<u>Deal Total</u>	<u>7,410.41</u>
				Day Total	7,410.41
13-Aug-18	497055	ANZ Banking Group	Floating Rate Note	Coupon - Received	7,159.45
				<u>Deal Total</u>	<u>7,159.45</u>
				Day Total	7,159.45
16-Aug-18	535608	Suncorp Bank	Floating Rate Note	Coupon - Received	3,616.99
				<u>Deal Total</u>	<u>3,616.99</u>
	536945	Commonwealth Bank of Australia	Floating Rate Note	Settlement Face Value - Paid	-500,000.00
				<u>Deal Total</u>	<u>-500,000.00</u>
				Day Total	-496,383.01
20-Aug-18	505173	Bendigo and Adelaide Bank	Floating Rate Note	Coupon - Received	7,816.16
				<u>Deal Total</u>	<u>7,816.16</u>
				Day Total	7,816.16
21-Aug-18	310323	Emerald Reverse Mortgage (2006A)	Mortgage Backed Securities	Coupon - Received	3,586.56
		Emerald Reverse Mortgage (2006A)	Mortgage Backed Securities	Amortised Face Value - Received	4,052.45
				<u>Deal Total</u>	<u>7,639.01</u>

Current Month Cashflows

<u>Transaction Date</u>	<u>Deal No.</u>	<u>Cashflow Counterparty</u>	<u>Asset Type</u>	<u>Cashflow Description</u>	<u>Cashflow Received</u>
	534537	Bendigo and Adelaide Bank	Floating Rate Note	Coupon - Received	3,823.92
				<u>Deal Total</u>	<u>3,823.92</u>
				Day Total	11,462.93
23-Aug-18	534157	Westpac Group	Term Deposits	Maturity Face Value - Received	1,000,000.00
		Westpac Group	Term Deposits	Interest - Received	31,000.00
				<u>Deal Total</u>	<u>1,031,000.00</u>
	537004	Bank of Queensland	Term Deposits	Settlement Face Value - Paid	-1,000,000.00
				<u>Deal Total</u>	<u>-1,000,000.00</u>
				Day Total	31,000.00
24-Aug-18	537007	Bank of Queensland	Term Deposits	Settlement Face Value - Paid	-1,000,000.00
				<u>Deal Total</u>	<u>-1,000,000.00</u>
				Day Total	-1,000,000.00
27-Aug-18	508262	Bendigo and Adelaide Bank	Term Deposits	Maturity Face Value - Received	1,000,000.00
		Bendigo and Adelaide Bank	Term Deposits	Interest - Received	30,416.44
				<u>Deal Total</u>	<u>1,030,416.44</u>
	537012	Bank of Queensland	Term Deposits	Settlement Face Value - Paid	-1,000,000.00
				<u>Deal Total</u>	<u>-1,000,000.00</u>
				Day Total	30,416.44
28-Aug-18	535656	ME Bank	Term Deposits	Maturity Face Value - Received	1,000,000.00
		ME Bank	Term Deposits	Interest - Received	26,427.40
				<u>Deal Total</u>	<u>1,026,427.40</u>
	537015	Bank of Queensland	Term Deposits	Settlement Face Value - Paid	-1,000,000.00
				<u>Deal Total</u>	<u>-1,000,000.00</u>
				Day Total	26,427.40
29-Aug-18	534565	Greater Building Society	Floating Rate Note	Coupon - Received	4,335.34
				<u>Deal Total</u>	<u>4,335.34</u>
				Day Total	4,335.34
30-Aug-18	537019	Bank of Queensland	Floating Rate Note	Discount - Received	1,792.94

Current Month Cashflows

<u>Transaction Date</u>	<u>Deal No.</u>	<u>Cashflow Counterparty</u>	<u>Asset Type</u>	<u>Cashflow Description</u>	<u>Cashflow Received</u>
		Bank of Queensland	Floating Rate Note	Settlement Accrued Coupon - Paid	-2,232.94
		Bank of Queensland	Floating Rate Note	Settlement Face Value - Paid	-1,000,000.00
				<u>Deal Total</u>	<u>-1,000,440.00</u>
				Day Total	-1,000,440.00
				Net Cash Movement for Period	-2,313,693.45

Next Month Cashflows

<u>Transaction Date</u>	<u>Deal No.</u>	<u>Cashflow Counterparty</u>	<u>Asset Type</u>	<u>Cashflow Description</u>	<u>Cashflow Due</u>
3-Sep-18	502273	Macquarie Bank	Floating Rate Note	Coupon - Received	7,716.30
				<u>Deal Total</u>	<u>7,716.30</u>
	533707	Westpac Group	Floating Rate Note	Coupon - Received	7,890.82
				<u>Deal Total</u>	<u>7,890.82</u>
	534201	Westpac Group	Term Deposit	Interest - Received	31,000.00
				<u>Deal Total</u>	<u>31,000.00</u>
	535680	National Australia Bank	Term Deposit	Interest - Received	6,695.88
				<u>Deal Total</u>	<u>6,695.88</u>
				Day Total	53,303.00
5-Sep-18	535680	National Australia Bank	Term Deposit	Maturity Face Value - Received	1,000,000.00
		National Australia Bank	Term Deposit	Interest - Received	142.47
				<u>Deal Total</u>	<u>1,000,142.47</u>
	536022	ME Bank	Term Deposit	Maturity Face Value - Received	1,000,000.00
		ME Bank	Term Deposit	Interest - Received	19,739.73
				<u>Deal Total</u>	<u>1,019,739.73</u>
	536347	Westpac Group	Term Deposit	Interest - Received	6,578.63
				<u>Deal Total</u>	<u>6,578.63</u>
				Day Total	2,026,460.82
7-Sep-18	536365	Westpac Group	Term Deposit	Interest - Received	6,654.25
				<u>Deal Total</u>	<u>6,654.25</u>
				Day Total	6,654.25
11-Sep-18	512050	AMP Bank	Floating Rate Note	Coupon - Received	5,901.47

Next Month Cashflows

<u>Transaction Date</u>	<u>Deal No.</u>	<u>Cashflow Counterparty</u>	<u>Asset Type</u>	<u>Cashflow Description</u>	<u>Cashflow Due</u>
<u>Deal Total</u>					<u>5,901.47</u>
Day Total					5,901.47
12-Sep-18	534201	Westpac Group	Term Deposit	Interest - Received	934.25
		Westpac Group	Term Deposit	Maturity Face Value - Received	1,000,000.00
<u>Deal Total</u>					<u>1,000,934.25</u>
Day Total					1,000,934.25
14-Sep-18	536429	Westpac Group	Term Deposit	Interest - Received	6,755.07
<u>Deal Total</u>					<u>6,755.07</u>
Day Total					6,755.07
17-Sep-18	491128	Bendigo and Adelaide Bank	Floating Rate Note	Coupon - Received	7,455.77
<u>Deal Total</u>					<u>7,455.77</u>
Day Total					7,455.77
20-Sep-18	534994	Credit Union Australia	Floating Rate Note	Coupon - Received	6,413.60
<u>Deal Total</u>					<u>6,413.60</u>
Day Total					6,413.60
26-Sep-18	536111	ME Bank	Term Deposit	Interest - Received	19,165.48
		ME Bank	Term Deposit	Maturity Face Value - Received	1,000,000.00
<u>Deal Total</u>					<u>1,019,165.48</u>
Day Total					1,019,165.48
27-Sep-18	536455	Heritage Bank	Floating Rate Note	Coupon - Received	4,118.42
<u>Deal Total</u>					<u>4,118.42</u>
Day Total					4,118.42
28-Sep-18	535097	AMP Bank	Floating Rate Note	Coupon - Received	3,939.80
<u>Deal Total</u>					<u>3,939.80</u>
Day Total					3,939.80
Net Cash Movement for Period					4,141,101.93

